



STATISTICKÉ ÚDAJE

o stavu a složení vězněných osob ve vazebních věznicích, věznicích a ústavech pro výkon zabezpečovací detence
Vězeňské služby České republiky za měsíc
Srpen 2024

Obsahuje:

- I. Celkové stavy vězněných osob
- II. Stav využití ubytovacích kapacit
- III. Počet vazebně stíhaných osob
- IV. Počet vazebně stíhaných osob podle délky vazby
- V. Počet odsouzených v jednotlivých typech věznic
- VI. Počet odsouzených podle nařízené délky trestu
- VII. Příjem vězněných osob
- VIII. Propouštění vězněných osob
- IX. Počet schválených návrhů na podmíněné propuštění
- X. Počet převodů mezi omezeními osobní svobody
- XI. Počet schválených návrhů na přerušování trestu
- XII. Počet eskortovaných osob
- XIII. Stavy cizích státních příslušníků
- XIV. Stavy vězněných cizinců podle státní příslušnosti
- XV. Celkový počet nenastoupených trestů

I. Celkové stavy vězňů k:

31.08.2024

| Organizační jednotky | OBVINĚNÍ | | | | | | | ODSOUZENÍ | | | | | | | | | | | | CHOVANCÍ | | Vězni celkem | Rozdíl k 31.07. | | | |
|--------------------------------|--------------|-----|-----------|---|--------------|-----|-----------------|---------------|-----|-----------------|-----|----------------|-----|--------------------|----|-----------------|----|-----------|---|---------------|-------|---------------|-----------------|------------------|--------------------|-----|
| | Dospělí | | Mladiství | | Úhrnem | | Celkem obvinění | Ostraha nízký | | Ostraha střední | | Ostraha vysoký | | Ostraha neumístěno | | Zvýšená ostraha | | Mladiství | | Úhrnem | | | | Celkem odsouzení | v detenčním ústavu | |
| | M | Ž | M | Ž | M | Ž | | M | Ž | M | Ž | M | Ž | M | Ž | M | Ž | M | Ž | M | Ž | | | | M | Ž |
| Bělušice | | | | | 0 | 0 | 0 | | | 114 | | 489 | | 1 | | | | | | 604 | 0 | 604 | | | 604 | 17 |
| Brno | 134 | 8 | | 2 | 134 | 10 | 144 | 10 | 5 | 84 | 3 | 73 | 5 | 12 | 3 | 3 | | 1 | | 183 | 16 | 199 | | | 343 | -14 |
| Brno - nemoc./detence | 9 | | | | 9 | 0 | 9 | 3 | 2 | 4 | 1 | 17 | 2 | 2 | | 4 | | | | 30 | 5 | 35 | 38 | 12 | 94 | 21 |
| Břeclav | 15 | | | | 15 | 0 | 15 | 105 | | 93 | | 87 | | 1 | | | | | | 286 | 0 | 286 | | | 301 | -15 |
| České Budějovice | 53 | 1 | | | 53 | 1 | 54 | 1 | 1 | 67 | 2 | 44 | 9 | 5 | | | | | | 117 | 12 | 129 | | | 183 | -10 |
| Heřmanice | | | | | 0 | 0 | 0 | | | 149 | | 600 | | | | | | 18 | | 767 | 0 | 767 | | | 767 | 6 |
| Horní Slavkov | | | | | 0 | 0 | 0 | | | 43 | | 731 | | | | 4 | | | | 778 | 0 | 778 | | | 778 | 17 |
| Hradec Králové | 118 | 8 | | | 118 | 8 | 126 | 109 | 1 | 34 | 1 | 7 | 10 | 23 | 7 | | | | | 173 | 19 | 192 | | | 318 | 19 |
| Jiřice | | | | | 0 | 0 | 0 | 27 | | 150 | | 622 | | | | | | | | 799 | 0 | 799 | | | 799 | -21 |
| Karviná | | | | | 0 | 0 | 0 | | | 44 | | 27 | | | | 105 | | | | 176 | 0 | 176 | | | 176 | -6 |
| Kuřim | | | | | 0 | 0 | 0 | | | 145 | | 376 | | | | 1 | | | | 522 | 0 | 522 | | | 522 | 11 |
| Kynšperk nad Ohří | | | | | 0 | 0 | 0 | | | 194 | | 613 | | 1 | | | | | | 808 | 0 | 808 | | | 808 | -7 |
| Liberec | 64 | 3 | 1 | | 65 | 3 | 68 | 3 | 1 | 65 | 2 | 111 | 1 | 12 | 2 | 7 | | | | 198 | 6 | 204 | | | 272 | -11 |
| Litoměřice | 114 | 7 | 2 | | 116 | 7 | 123 | 8 | 5 | 52 | 1 | 67 | 2 | 26 | 1 | 2 | | | | 155 | 9 | 164 | | | 287 | -33 |
| Mírov | | | | | 0 | 0 | 0 | | | 22 | | 80 | | | | 339 | | | | 441 | 0 | 441 | | | 441 | 4 |
| Nové Sedlo | | | | | 0 | 0 | 0 | 20 | | 181 | 76 | 209 | 124 | | | | | | | 410 | 200 | 610 | | | 610 | 8 |
| Odolov | | | | | 0 | 0 | 0 | 116 | | 154 | | | | | | | | | | 270 | 0 | 270 | | | 270 | 8 |
| Olomouc | 104 | 15 | 4 | | 108 | 15 | 123 | 8 | 5 | 81 | 4 | 15 | 9 | 1 | 1 | 1 | | 2 | | 108 | 19 | 127 | | | 250 | -22 |
| Opava | | | | | 0 | 0 | 0 | | 25 | 26 | 82 | | 70 | | | | 28 | | | 26 | 205 | 231 | 64 | 0 | 295 | 0 |
| Oráčov | | | | | 0 | 0 | 0 | | | 28 | | 515 | | | | | | | | 543 | 0 | 543 | | | 543 | -6 |
| Ostrava | 191 | 14 | 8 | | 199 | 14 | 213 | 2 | 5 | 64 | 20 | 84 | 8 | 19 | 2 | 2 | | 1 | | 172 | 35 | 207 | | | 420 | 10 |
| Ostrov | 37 | 2 | 1 | | 38 | 2 | 40 | 1 | 1 | 253 | 3 | 668 | | 6 | 1 | 2 | | | | 930 | 5 | 935 | | | 975 | -48 |
| Pardubice | | | | | 0 | 0 | 0 | 15 | | 205 | | 483 | | | | | | 8 | | 711 | 0 | 711 | | | 711 | 7 |
| Pízeň | 98 | 13 | 1 | | 99 | 13 | 112 | 6 | 1 | 146 | 3 | 943 | 2 | 14 | 1 | 40 | | 1 | | 1 150 | 7 | 1 157 | | | 1 269 | -2 |
| Praha Pankrác | 293 | 23 | 2 | | 295 | 23 | 318 | 20 | 8 | 169 | 9 | 442 | 9 | 43 | | 4 | | | | 678 | 26 | 704 | | | 1 022 | 3 |
| Praha Pankrác - nemoc./detence | 1 | | | | 1 | 0 | 1 | 2 | | 2 | 1 | 14 | 5 | 1 | | 1 | | | | 20 | 6 | 26 | | | 27 | 5 |
| Praha Ruzyně | 166 | 12 | | | 166 | 12 | 178 | 13 | 22 | 157 | 131 | 156 | 33 | 8 | 2 | 1 | | | | 335 | 188 | 523 | | | 701 | 16 |
| Příbram | | | | | 0 | 0 | 0 | 25 | | 95 | | 518 | | | | | | | | 638 | 0 | 638 | | | 638 | 8 |
| Rapotice | | | | | 0 | 0 | 0 | | | 335 | | 357 | | | | | | | | 692 | 0 | 692 | | | 692 | 12 |
| Rýnovice | | | | | 0 | 0 | 0 | | | 84 | | 379 | | | | | | | | 463 | 0 | 463 | | | 463 | -1 |
| Stráž pod Ralskem | | | | | 0 | 0 | 0 | | | 180 | | 491 | | | | | | | | 671 | 0 | 671 | | | 671 | -22 |
| Světlá nad Sázavou | | | | | 0 | 0 | 0 | | 129 | | 267 | | 435 | | | | 16 | | 3 | | 0 | 850 | | | 850 | 23 |
| Teplice | 36 | 5 | | | 36 | 5 | 41 | 1 | 1 | 34 | 7 | 11 | 7 | 18 | 1 | | | | | 64 | 16 | 80 | | | 121 | 5 |
| Valdice | | | | | 0 | 0 | 0 | | | 13 | | 214 | | | | 606 | | | | 833 | 0 | 833 | | | 833 | -9 |
| Vinařice | | | | | 0 | 0 | 0 | | | 113 | | 813 | | | | | | | | 926 | 0 | 926 | | | 926 | 2 |
| Všehrdy | | | | | 0 | 0 | 0 | 87 | | 157 | | 234 | | 1 | | | | 46 | | 525 | 0 | 525 | | | 525 | 3 |
| Znojmo | 10 | | | | 10 | 0 | 10 | | | 36 | 1 | 147 | | 1 | | | | | | 184 | 1 | 185 | | | 195 | 33 |
| Úhrnem | 1 443 | 111 | 19 | 2 | 1 462 | 113 | 1 575 | 582 | 212 | 3 773 | 614 | 10 637 | 731 | 195 | 21 | 1 122 | 44 | 77 | 3 | 16 386 | 1 625 | 18 011 | 102 | 12 | 19 700 | 11 |
| Celkem | 1 554 | | 21 | | 1 575 | | 1 575 | 794 | | 4 387 | | 11 368 | | 216 | | 1 166 | | 80 | | 18 011 | | 18 011 | 114 | | 19 700 | |

II. Stav využití ubytovacích kapacit k:

31.08.2024

| Organizační jednotky | UBYTOVACÍ KAPACITA | | | STAV | | | VYUŽITELNOST v % | | |
|-------------------------------------|-------------------------|---------------|---------------|--------------|---------------|---------------|------------------|---------------|---------------|
| | 4 m ² /osobu | | | obviněných | odsouzených | celkem | pro VV | pro VTOS | celkem |
| | pro VV | pro VTOS | celkem | | | | | | |
| Bělušice | | 568 | 568 | 0 | 604 | 604 | - | 106,34% | 106,34% |
| Brno | 167 | 246 | 413 | 144 | 199 | 343 | 86,23% | 80,89% | 83,05% |
| Břeclav | 23 | 300 | 323 | 15 | 286 | 301 | 65,22% | 95,33% | 93,19% |
| České Budějovice | 81 | 157 | 238 | 54 | 129 | 183 | 66,67% | 82,17% | 76,89% |
| Heřmanice | - | 675 | 675 | 0 | 767 | 767 | - | 113,63% | 113,63% |
| Horní Slavkov | - | 713 | 713 | 0 | 778 | 778 | - | 109,12% | 109,12% |
| Hradec Králové | 131 | 221 | 352 | 126 | 192 | 318 | 96,18% | 86,88% | 90,34% |
| Jiřice | - | 769 | 769 | 0 | 799 | 799 | - | 103,90% | 103,90% |
| Karviná | - | 191 | 191 | 0 | 176 | 176 | - | 92,15% | 92,15% |
| Kuřim | - | 490 | 490 | 0 | 522 | 522 | - | 106,53% | 106,53% |
| Kynšperk nad Ohří | - | 809 | 809 | 0 | 808 | 808 | - | 99,88% | 99,88% |
| Liberec | 87 | 225 | 312 | 68 | 204 | 272 | 78,16% | 90,67% | 87,18% |
| Litoměřice | 128 | 214 | 342 | 123 | 164 | 287 | 96,09% | 76,64% | 83,92% |
| Mírov | - | 401 | 401 | 0 | 441 | 441 | - | 109,98% | 109,98% |
| Nové Sedlo | - | 582 | 582 | 0 | 610 | 610 | - | 104,81% | 104,81% |
| Odolov | - | 331 | 331 | 0 | 270 | 270 | - | 81,57% | 81,57% |
| Olomouc | 120 | 144 | 264 | 123 | 127 | 250 | 102,50% | 88,19% | 94,70% |
| Opava | - | 243 | 243 | 0 | 231 | 231 | - | 95,06% | 95,06% |
| Oráčov | - | 464 | 464 | 0 | 543 | 543 | - | 117,03% | 117,03% |
| Ostrava | 245 | 222 | 467 | 213 | 207 | 420 | 86,94% | 93,24% | 89,94% |
| Ostrov | 50 | 1 035 | 1 085 | 40 | 935 | 975 | 80,00% | 90,34% | 89,86% |
| Pardubice | - | 660 | 660 | 0 | 711 | 711 | - | 107,73% | 107,73% |
| Plzeň | 143 | 1 039 | 1 182 | 112 | 1 157 | 1 269 | 78,32% | 111,36% | 107,36% |
| Praha Pankrác | 372 | 749 | 1 121 | 318 | 704 | 1 022 | 85,48% | 93,99% | 91,17% |
| Praha Ruzyně | 192 | 540 | 732 | 178 | 523 | 701 | 92,71% | 96,85% | 95,77% |
| Příbram | - | 868 | 868 | 0 | 638 | 638 | - | 73,50% | 73,50% |
| Rapotice | - | 724 | 724 | 0 | 692 | 692 | - | 95,58% | 95,58% |
| Rýnovice | - | 408 | 408 | 0 | 463 | 463 | - | 113,48% | 113,48% |
| Stráž pod Ralskem | - | 635 | 635 | 0 | 671 | 671 | - | 105,67% | 105,67% |
| Světlá nad Sázavou | 2 | 936 | 938 | 0 | 850 | 850 | 0,00% | 90,81% | 90,62% |
| Teplice | 65 | 70 | 135 | 41 | 80 | 121 | 63,08% | 114,29% | 89,63% |
| Valdice | - | 1 021 | 1 021 | 0 | 833 | 833 | - | 81,59% | 81,59% |
| Vinařice | - | 831 | 831 | 0 | 926 | 926 | - | 111,43% | 111,43% |
| Všehrady | - | 540 | 540 | 0 | 525 | 525 | - | 97,22% | 97,22% |
| Znojmo | 10 | 146 | 156 | 10 | 185 | 195 | 100,00% | 126,71% | 125,00% |
| Věznice úhrnem | 1 816 | 18 167 | 19 983 | 1 565 | 17 950 | 19 515 | 86,18% | 98,81% | 97,66% |
| <i>Brno nemocnice</i> | - | 113 | 113 | 9 | 35 | 44 | - | 30,97% | 38,94% |
| <i>Praha Pankrác nem.</i> | - | 97 | 97 | 1 | 26 | 27 | - | 26,80% | 27,84% |
| <i>Brno detenční ústav</i> | - | 58 | 58 | - | 50 | 50 | - | 86,21% | 86,21% |
| <i>Opava detenční ústav</i> | - | 65 | 65 | - | 64 | 64 | - | 98,46% | 98,46% |
| <i>Praha Pankrác detenční ústav</i> | - | 28 | 28 | - | 0 | 0 | - | 0,00% | 0,00% |
| Celkem | 1 816 | 18 528 | 20 344 | 1 575 | 18 125 | 19 700 | 86,73% | 97,82% | 96,83% |

III. Počet vazebně stíhaných osob k: 31.08.2024

| Druh vazby | Občané ČR | | | Cizinci | | | Celkem |
|------------------------|--------------|-----------|--------------|------------|-----------|------------|--------------|
| | Muži | Ženy | Úhrnem | Muži | Ženy | Úhrnem | |
| Předběžná vazba | 3 | 0 | 3 | 32 | 0 | 32 | 35 |
| Vydávací vazba | 0 | 0 | 0 | 3 | 0 | 3 | 3 |
| Předávací vazba | 1 | 0 | 1 | 2 | 0 | 2 | 3 |
| Vyhošovací vazba | 0 | 0 | 0 | 4 | 1 | 5 | 5 |
| Uznávací vazba | 0 | 0 | 0 | 1 | 0 | 1 | 1 |
| Vazba | 1 037 | 96 | 1 133 | 379 | 16 | 395 | 1 528 |
| Celkem obvinění | 1 041 | 96 | 1 137 | 421 | 17 | 438 | 1 575 |

IV. Počet vazebně stíhaných osob podle délky vazby k: 31.08.2024

| Druh vazby | Délka vazby do | | | | | | Nad | Celkem |
|------------------------|----------------|---------------|---------------|---------------|--------------|---------------|--------------|----------------|
| | 2 měs. | 4 měs. | 6 měs. | 9 měs. | 1 roku | 2 let | 2 roky | |
| Předběžná vazba | 20 | 4 | 2 | 5 | 1 | 2 | 1 | 35 |
| Vydávací vazba | 3 | 0 | 0 | 0 | 0 | 0 | 0 | 3 |
| Předávací vazba | 3 | 0 | 0 | 0 | 0 | 0 | 0 | 3 |
| Vyhošovací vazba | 3 | 2 | 0 | 0 | 0 | 0 | 0 | 5 |
| Uznávací vazba | 1 | 0 | 0 | 0 | 0 | 0 | 0 | 1 |
| Vazba | 449 | 351 | 226 | 186 | 131 | 173 | 12 | 1 528 |
| Celkem obvinění | 479 | 357 | 228 | 191 | 132 | 175 | 13 | 1 575 |
| | 30,41% | 22,67% | 14,48% | 12,13% | 8,38% | 11,11% | 0,83% | 100,00% |

V. Počet odsouzených v jednotlivých typech věznic k: 31.08.2024

| Typ věznice | O b ě a n é Ā R | | | C i z i n c i | | | Celkem |
|-----------------------|-----------------|--------------|---------------|---------------|-----------|--------------|---------------|
| | Muži | Ženy | Úhrnem | Muži | Ženy | Úhrnem | |
| Ostraha nízký | 529 | 206 | 735 | 53 | 6 | 59 | 794 |
| Ostraha střední | 3 545 | 591 | 4 136 | 228 | 23 | 251 | 4 387 |
| Ostraha vysoký | 9 953 | 690 | 10 643 | 684 | 41 | 725 | 11 368 |
| Ostraha neumiřtěno | 184 | 21 | 205 | 11 | 0 | 11 | 216 |
| Zvýšená ostraha | 1 006 | 42 | 1 048 | 116 | 2 | 118 | 1 166 |
| Dospělí úhrnem | 15 217 | 1 550 | 16 767 | 1 092 | 72 | 1 164 | 17 931 |
| Mladiství | 74 | 3 | 77 | 3 | 0 | 3 | 80 |
| Detence | 98 | 12 | 110 | 4 | 0 | 4 | 114 |
| Celkem | 15 389 | 1 565 | 16 954 | 1 099 | 72 | 1 171 | 18 125 |

VI. Počet odsouzených podle nařizené délky trestu k: 31.08.2024

| Délka trestu | Muži | Ženy | Celkem | V % |
|---------------|---------------|--------------|---------------|----------------|
| Do 3 měsíců | 122 | 21 | 143 | 0,79% |
| 3 - 6 měsíců | 646 | 127 | 773 | 4,26% |
| 6 - 9 měsíců | 1 754 | 285 | 2 039 | 11,25% |
| 9 - 12 měsíců | 1 327 | 168 | 1 495 | 8,25% |
| 1 - 2 roky | 3 815 | 352 | 4 167 | 22,99% |
| 2 - 3 roky | 2 490 | 208 | 2 698 | 14,89% |
| 3 - 5 let | 2 642 | 178 | 2 820 | 15,56% |
| 5 - 7 let | 1 375 | 100 | 1 475 | 8,14% |
| 7 - 10 let | 1 000 | 78 | 1 078 | 5,95% |
| 10 - 15 let | 713 | 43 | 756 | 4,17% |
| 15 - 20 let | 332 | 52 | 384 | 2,12% |
| Nad 20 let | 125 | 10 | 135 | 0,74% |
| Doživotí | 45 | 3 | 48 | 0,26% |
| Detence | 102 | 12 | 114 | 0,63% |
| Celkem | 16 488 | 1 637 | 18 125 | 100,00% |

VII. Příjem vězných osob za:

srpen 2024

| Organizační jednotky | Pohlaví | Dodání policií | | Celkem | Z občanského života | | Celkem | Návrat po útěku | | Celkem | Návrat z přerušeni VTOS dle § 325 | | Celkem | Převzeti z ciziny | | Celkem | Příjem do detence | Suma příjmů |
|----------------------|---------|----------------|------------|------------|---------------------|------------|------------|-----------------|----------|----------|-----------------------------------|----------|----------|-------------------|----------|----------|-------------------|-------------|
| | | vazba | trest | | vazba | trest | | vazba | trest | | vazba | trest | | vazba | trest | | | |
| | | | | | | | | | | | | | | | | | | |
| Běloušice | M | 0 | 0 | 0 | 0 | 0 | 0 | 0 | 0 | 0 | 0 | 0 | 0 | 0 | 0 | 0 | 0 | 0 |
| | Ž | 0 | 0 | 0 | 0 | 0 | 0 | 0 | 0 | 0 | 0 | 0 | 0 | 0 | 0 | 0 | 0 | 0 |
| Brno | M | 20 | 36 | 56 | 0 | 20 | 20 | 0 | 0 | 0 | 0 | 0 | 0 | 0 | 0 | 0 | 2 | 78 |
| | Ž | 4 | 8 | 12 | 0 | 3 | 3 | 0 | 0 | 0 | 0 | 0 | 0 | 0 | 0 | 0 | 0 | 15 |
| Břeclav | M | 1 | 0 | 1 | 0 | 0 | 0 | 0 | 0 | 0 | 0 | 0 | 0 | 0 | 0 | 0 | 0 | 1 |
| | Ž | 0 | 0 | 0 | 0 | 0 | 0 | 0 | 0 | 0 | 0 | 0 | 0 | 0 | 0 | 0 | 0 | 0 |
| České Budějovice | M | 19 | 11 | 30 | 0 | 14 | 14 | 0 | 0 | 0 | 0 | 0 | 0 | 0 | 0 | 0 | 0 | 44 |
| | Ž | 0 | 2 | 2 | 0 | 0 | 0 | 0 | 0 | 0 | 0 | 1 | 1 | 0 | 0 | 0 | 0 | 3 |
| Heřmanice | M | 0 | 0 | 0 | 0 | 0 | 0 | 0 | 0 | 0 | 0 | 0 | 0 | 0 | 0 | 0 | 0 | 0 |
| | Ž | 0 | 0 | 0 | 0 | 0 | 0 | 0 | 0 | 0 | 0 | 0 | 0 | 0 | 0 | 0 | 0 | 0 |
| Horní Slavkov | M | 0 | 0 | 0 | 0 | 0 | 0 | 0 | 0 | 0 | 0 | 0 | 0 | 0 | 0 | 0 | 0 | 0 |
| | Ž | 0 | 0 | 0 | 0 | 0 | 0 | 0 | 0 | 0 | 0 | 0 | 0 | 0 | 0 | 0 | 0 | 0 |
| Hradec Králové | M | 23 | 23 | 46 | 0 | 16 | 16 | 0 | 0 | 0 | 0 | 0 | 0 | 0 | 0 | 0 | 0 | 62 |
| | Ž | 2 | 1 | 3 | 0 | 4 | 4 | 0 | 0 | 0 | 0 | 0 | 0 | 0 | 0 | 0 | 0 | 7 |
| Jičice | M | 0 | 0 | 0 | 0 | 0 | 0 | 0 | 0 | 0 | 0 | 0 | 0 | 0 | 0 | 0 | 0 | 0 |
| | Ž | 0 | 0 | 0 | 0 | 0 | 0 | 0 | 0 | 0 | 0 | 0 | 0 | 0 | 0 | 0 | 0 | 0 |
| Karviná | M | 0 | 0 | 0 | 0 | 0 | 0 | 0 | 0 | 0 | 0 | 0 | 0 | 0 | 0 | 0 | 0 | 0 |
| | Ž | 0 | 0 | 0 | 0 | 0 | 0 | 0 | 0 | 0 | 0 | 0 | 0 | 0 | 0 | 0 | 0 | 0 |
| Kuřim | M | 0 | 0 | 0 | 0 | 0 | 0 | 0 | 0 | 0 | 0 | 0 | 0 | 0 | 0 | 0 | 0 | 0 |
| | Ž | 0 | 0 | 0 | 0 | 0 | 0 | 0 | 0 | 0 | 0 | 0 | 0 | 0 | 0 | 0 | 0 | 0 |
| Kynšperk nad Ohří | M | 0 | 0 | 0 | 0 | 0 | 0 | 0 | 0 | 0 | 0 | 0 | 0 | 0 | 0 | 0 | 0 | 0 |
| | Ž | 0 | 0 | 0 | 0 | 0 | 0 | 0 | 0 | 0 | 0 | 0 | 0 | 0 | 0 | 0 | 0 | 0 |
| Liberec | M | 7 | 10 | 17 | 0 | 8 | 8 | 0 | 0 | 0 | 0 | 0 | 0 | 0 | 0 | 0 | 0 | 25 |
| | Ž | 0 | 2 | 2 | 0 | 2 | 2 | 0 | 0 | 0 | 0 | 0 | 0 | 0 | 0 | 0 | 0 | 4 |
| Litoměřice | M | 23 | 38 | 61 | 0 | 24 | 24 | 0 | 0 | 0 | 0 | 0 | 0 | 0 | 0 | 0 | 0 | 85 |
| | Ž | 1 | 2 | 3 | 0 | 3 | 3 | 0 | 0 | 0 | 0 | 1 | 1 | 0 | 0 | 0 | 0 | 7 |
| Mírov | M | 0 | 0 | 0 | 0 | 0 | 0 | 0 | 0 | 0 | 0 | 0 | 0 | 0 | 0 | 0 | 0 | 0 |
| | Ž | 0 | 0 | 0 | 0 | 0 | 0 | 0 | 0 | 0 | 0 | 0 | 0 | 0 | 0 | 0 | 0 | 0 |
| Nové Sedlo | M | 0 | 0 | 0 | 0 | 0 | 0 | 0 | 0 | 0 | 0 | 0 | 0 | 0 | 0 | 0 | 0 | 0 |
| | Ž | 0 | 0 | 0 | 0 | 0 | 0 | 0 | 0 | 0 | 0 | 0 | 0 | 0 | 0 | 0 | 0 | 0 |
| Odolov | M | 0 | 0 | 0 | 0 | 0 | 0 | 0 | 0 | 0 | 0 | 0 | 0 | 0 | 0 | 0 | 0 | 0 |
| | Ž | 0 | 0 | 0 | 0 | 0 | 0 | 0 | 0 | 0 | 0 | 0 | 0 | 0 | 0 | 0 | 0 | 0 |
| Olomouc | M | 18 | 13 | 31 | 0 | 18 | 18 | 0 | 0 | 0 | 0 | 0 | 0 | 0 | 0 | 0 | 0 | 49 |
| | Ž | 1 | 1 | 2 | 0 | 5 | 5 | 0 | 0 | 0 | 0 | 0 | 0 | 0 | 0 | 0 | 0 | 7 |
| Opava | M | 0 | 0 | 0 | 0 | 0 | 0 | 0 | 0 | 0 | 0 | 0 | 0 | 0 | 0 | 0 | 0 | 0 |
| | Ž | 0 | 0 | 0 | 0 | 0 | 0 | 0 | 0 | 0 | 0 | 0 | 0 | 0 | 0 | 0 | 0 | 0 |
| Oráčov | M | 0 | 0 | 0 | 0 | 0 | 0 | 0 | 0 | 0 | 0 | 0 | 0 | 0 | 0 | 0 | 0 | 0 |
| | Ž | 0 | 0 | 0 | 0 | 0 | 0 | 0 | 0 | 0 | 0 | 0 | 0 | 0 | 0 | 0 | 0 | 0 |
| Ostrava | M | 41 | 33 | 74 | 0 | 15 | 15 | 0 | 2 | 2 | 0 | 0 | 0 | 0 | 0 | 0 | 0 | 91 |
| | Ž | 5 | 3 | 8 | 0 | 3 | 3 | 0 | 0 | 0 | 0 | 0 | 0 | 0 | 0 | 0 | 0 | 11 |
| Ostrov | M | 12 | 5 | 17 | 0 | 1 | 1 | 0 | 0 | 0 | 0 | 0 | 0 | 0 | 0 | 0 | 0 | 18 |
| | Ž | 1 | 1 | 2 | 0 | 2 | 2 | 0 | 0 | 0 | 0 | 0 | 0 | 0 | 0 | 0 | 0 | 4 |
| Pardubice | M | 0 | 0 | 0 | 0 | 0 | 0 | 0 | 0 | 0 | 0 | 0 | 0 | 0 | 0 | 0 | 0 | 0 |
| | Ž | 0 | 0 | 0 | 0 | 0 | 0 | 0 | 0 | 0 | 0 | 0 | 0 | 0 | 0 | 0 | 0 | 0 |
| Plzeň | M | 10 | 9 | 19 | 0 | 16 | 16 | 0 | 0 | 0 | 0 | 0 | 0 | 0 | 1 | 1 | 0 | 36 |
| | Ž | 4 | 1 | 5 | 0 | 3 | 3 | 0 | 0 | 0 | 0 | 0 | 0 | 0 | 0 | 0 | 0 | 8 |
| Praha Pankrác | M | 41 | 39 | 80 | 0 | 19 | 19 | 0 | 0 | 0 | 0 | 0 | 0 | 0 | 0 | 0 | 0 | 99 |
| | Ž | 5 | 3 | 8 | 0 | 3 | 3 | 0 | 0 | 0 | 0 | 0 | 0 | 0 | 0 | 0 | 0 | 11 |
| Praha Ružyně | M | 33 | 36 | 69 | 0 | 10 | 10 | 0 | 0 | 0 | 0 | 0 | 0 | 0 | 0 | 0 | 0 | 79 |
| | Ž | 4 | 6 | 10 | 0 | 2 | 2 | 0 | 0 | 0 | 0 | 0 | 0 | 0 | 0 | 0 | 0 | 12 |
| Příbram | M | 0 | 0 | 0 | 0 | 0 | 0 | 0 | 0 | 0 | 0 | 0 | 0 | 0 | 0 | 0 | 0 | 0 |
| | Ž | 0 | 0 | 0 | 0 | 0 | 0 | 0 | 0 | 0 | 0 | 0 | 0 | 0 | 0 | 0 | 0 | 0 |
| Rapoltice | M | 0 | 0 | 0 | 0 | 0 | 0 | 0 | 0 | 0 | 0 | 0 | 0 | 0 | 0 | 0 | 0 | 0 |
| | Ž | 0 | 0 | 0 | 0 | 0 | 0 | 0 | 0 | 0 | 0 | 0 | 0 | 0 | 0 | 0 | 0 | 0 |
| Rýnovice | M | 0 | 0 | 0 | 0 | 0 | 0 | 0 | 0 | 0 | 0 | 0 | 0 | 0 | 0 | 0 | 0 | 0 |
| | Ž | 0 | 0 | 0 | 0 | 0 | 0 | 0 | 0 | 0 | 0 | 0 | 0 | 0 | 0 | 0 | 0 | 0 |
| Stráž pod Ralskem | M | 0 | 0 | 0 | 0 | 0 | 0 | 0 | 1 | 1 | 0 | 0 | 0 | 0 | 0 | 0 | 0 | 1 |
| | Ž | 0 | 0 | 0 | 0 | 0 | 0 | 0 | 0 | 0 | 0 | 0 | 0 | 0 | 0 | 0 | 0 | 0 |
| Světlá nad Sázavou | M | 0 | 0 | 0 | 0 | 0 | 0 | 0 | 0 | 0 | 0 | 0 | 0 | 0 | 0 | 0 | 0 | 0 |
| | Ž | 0 | 0 | 0 | 0 | 0 | 0 | 0 | 0 | 0 | 0 | 0 | 0 | 0 | 0 | 0 | 0 | 0 |
| Teplice | M | 12 | 11 | 23 | 0 | 12 | 12 | 0 | 0 | 0 | 0 | 0 | 0 | 0 | 0 | 0 | 0 | 35 |
| | Ž | 1 | 4 | 5 | 0 | 0 | 0 | 0 | 0 | 0 | 0 | 0 | 0 | 0 | 0 | 0 | 0 | 5 |
| Valdice | M | 0 | 0 | 0 | 0 | 0 | 0 | 0 | 0 | 0 | 0 | 0 | 0 | 0 | 0 | 0 | 0 | 0 |
| | Ž | 0 | 0 | 0 | 0 | 0 | 0 | 0 | 0 | 0 | 0 | 0 | 0 | 0 | 0 | 0 | 0 | 0 |
| Vinařice | M | 0 | 0 | 0 | 0 | 0 | 0 | 0 | 0 | 0 | 0 | 0 | 0 | 0 | 0 | 0 | 0 | 0 |
| | Ž | 0 | 0 | 0 | 0 | 0 | 0 | 0 | 0 | 0 | 0 | 0 | 0 | 0 | 0 | 0 | 0 | 0 |
| Všehrdy | M | 0 | 0 | 0 | 0 | 0 | 0 | 0 | 1 | 1 | 0 | 0 | 0 | 0 | 0 | 0 | 0 | 1 |
| | Ž | 0 | 0 | 0 | 0 | 0 | 0 | 0 | 0 | 0 | 0 | 0 | 0 | 0 | 0 | 0 | 0 | 0 |
| Znojmo | M | 6 | 0 | 6 | 0 | 0 | 0 | 0 | 0 | 0 | 0 | 0 | 0 | 0 | 0 | 0 | 0 | 6 |
| | Ž | 0 | 0 | 0 | 0 | 0 | 0 | 0 | 0 | 0 | 0 | 0 | 0 | 0 | 0 | 0 | 0 | 0 |
| Úhřetím | M | 266 | 264 | 530 | 0 | 173 | 173 | 0 | 4 | 4 | 0 | 0 | 0 | 0 | 1 | 1 | 0 | 710 |
| | Ž | 28 | 34 | 62 | 0 | 30 | 30 | 0 | 0 | 0 | 0 | 2 | 2 | 0 | 0 | 0 | 0 | 94 |
| Celkem | | 294 | 298 | 592 | 0 | 203 | 203 | 0 | 4 | 4 | 0 | 2 | 2 | 0 | 1 | 1 | 2 | 804 |

VIII. Propouštění vězňených osob za:

srpen 2024

| Organizační jednotky | Pohlaví | Propuštění | | Celkem | PP na svobodu | | Útěk | | Celkem | Přerušení VTOS dle § 325 | Předání do ciziny | | Celkem | Úmrtí | | Celkem | Amnestie | | Celkem | Předání do ústavu | | | Celkem | Suma propuštění | | | | |
|----------------------|---------|------------|------------|------------|---------------|----------|----------|----------|----------|--------------------------|-------------------|-----------|----------|----------|----------|----------|----------|----------|----------|-------------------|----------|-----------|------------|-----------------|-------|-------|-------|---------|
| | | vazba | trest | | trest | vazba | trest | trest | | | vazba | trest | | vazba | trest | | vazba | trest | | vazba | trest | vazba | | | trest | vazba | trest | detence |
| | | | | | | | | | | | | | | | | | | | | | | | | | | | | |
| Bělušice | M | 0 | 9 | 9 | 7 | 0 | 0 | 0 | 0 | 0 | 0 | 0 | 0 | 0 | 0 | 0 | 0 | 0 | 0 | 0 | 0 | 0 | 16 | | | | | |
| | Ž | 0 | 0 | 0 | 0 | 0 | 0 | 0 | 0 | 0 | 0 | 0 | 0 | 0 | 0 | 0 | 0 | 0 | 0 | 0 | 0 | 0 | 0 | | | | | |
| Brno | M | 8 | 6 | 14 | 4 | 0 | 0 | 0 | 0 | 0 | 6 | 3 | 9 | 0 | 0 | 0 | 0 | 0 | 0 | 0 | 2 | 0 | 29 | | | | | |
| | Ž | 1 | 0 | 1 | 0 | 0 | 0 | 0 | 0 | 0 | 0 | 0 | 0 | 0 | 0 | 0 | 0 | 0 | 0 | 0 | 0 | 0 | 1 | | | | | |
| Břeclav | M | 1 | 14 | 15 | 19 | 0 | 0 | 0 | 0 | 0 | 0 | 0 | 0 | 0 | 0 | 0 | 0 | 0 | 0 | 0 | 0 | 34 | | | | | | |
| | Ž | 0 | 0 | 0 | 0 | 0 | 0 | 0 | 0 | 0 | 0 | 0 | 0 | 0 | 0 | 0 | 0 | 0 | 0 | 0 | 0 | 0 | | | | | | |
| České Budějovice | M | 0 | 1 | 1 | 2 | 0 | 0 | 0 | 0 | 0 | 1 | 0 | 1 | 0 | 0 | 0 | 0 | 0 | 0 | 2 | 0 | 2 | 6 | | | | | |
| | Ž | 0 | 0 | 0 | 0 | 0 | 0 | 0 | 0 | 0 | 0 | 0 | 0 | 0 | 0 | 0 | 0 | 0 | 0 | 0 | 0 | 0 | | | | | | |
| Heřmanice | M | 0 | 14 | 14 | 2 | 0 | 0 | 0 | 0 | 0 | 0 | 0 | 0 | 0 | 0 | 0 | 0 | 0 | 0 | 0 | 0 | 16 | | | | | | |
| | Ž | 0 | 0 | 0 | 0 | 0 | 0 | 0 | 0 | 0 | 0 | 0 | 0 | 0 | 0 | 0 | 0 | 0 | 0 | 0 | 0 | 0 | | | | | | |
| Homí Slavkov | M | 0 | 16 | 16 | 1 | 0 | 0 | 0 | 0 | 0 | 0 | 0 | 0 | 0 | 0 | 0 | 0 | 0 | 0 | 0 | 0 | 17 | | | | | | |
| | Ž | 0 | 0 | 0 | 0 | 0 | 0 | 0 | 0 | 0 | 0 | 0 | 0 | 0 | 0 | 0 | 0 | 0 | 0 | 0 | 0 | 0 | | | | | | |
| Hradec Králové | M | 3 | 12 | 15 | 3 | 0 | 0 | 0 | 0 | 0 | 0 | 0 | 0 | 0 | 0 | 0 | 0 | 0 | 0 | 0 | 0 | 18 | | | | | | |
| | Ž | 0 | 0 | 0 | 0 | 0 | 0 | 0 | 0 | 0 | 0 | 0 | 0 | 0 | 0 | 0 | 0 | 0 | 0 | 0 | 0 | 0 | | | | | | |
| Jiřice | M | 0 | 19 | 19 | 6 | 0 | 1 | 1 | 0 | 0 | 0 | 0 | 0 | 0 | 0 | 0 | 0 | 0 | 0 | 3 | 0 | 3 | 29 | | | | | |
| | Ž | 0 | 0 | 0 | 0 | 0 | 0 | 0 | 0 | 0 | 0 | 0 | 0 | 0 | 0 | 0 | 0 | 0 | 0 | 0 | 0 | 0 | | | | | | |
| Karviná | M | 0 | 4 | 4 | 0 | 0 | 0 | 0 | 0 | 0 | 0 | 0 | 0 | 0 | 0 | 0 | 0 | 0 | 0 | 0 | 0 | 4 | | | | | | |
| | Ž | 0 | 0 | 0 | 0 | 0 | 0 | 0 | 0 | 0 | 0 | 0 | 0 | 0 | 0 | 0 | 0 | 0 | 0 | 0 | 0 | 0 | | | | | | |
| Kuřim | M | 0 | 14 | 14 | 3 | 0 | 0 | 0 | 0 | 0 | 0 | 0 | 0 | 0 | 0 | 0 | 0 | 0 | 0 | 0 | 0 | 17 | | | | | | |
| | Ž | 0 | 0 | 0 | 0 | 0 | 0 | 0 | 0 | 0 | 0 | 0 | 0 | 0 | 0 | 0 | 0 | 0 | 0 | 0 | 0 | 0 | | | | | | |
| Kynšperk nad Ohří | M | 0 | 19 | 19 | 2 | 0 | 0 | 0 | 0 | 0 | 0 | 0 | 0 | 0 | 0 | 0 | 0 | 0 | 0 | 0 | 0 | 21 | | | | | | |
| | Ž | 0 | 0 | 0 | 0 | 0 | 0 | 0 | 0 | 0 | 0 | 0 | 0 | 0 | 0 | 0 | 0 | 0 | 0 | 0 | 0 | 0 | | | | | | |
| Liberec | M | 3 | 8 | 11 | 6 | 0 | 0 | 0 | 1 | 0 | 0 | 0 | 0 | 0 | 0 | 0 | 0 | 0 | 0 | 0 | 0 | 18 | | | | | | |
| | Ž | 0 | 0 | 0 | 0 | 0 | 0 | 0 | 0 | 0 | 0 | 0 | 0 | 0 | 0 | 0 | 0 | 0 | 0 | 0 | 0 | 0 | | | | | | |
| Litoměřice | M | 1 | 3 | 4 | 6 | 0 | 0 | 0 | 0 | 4 | 0 | 4 | 0 | 0 | 0 | 0 | 0 | 0 | 0 | 2 | 0 | 2 | 16 | | | | | |
| | Ž | 1 | 0 | 1 | 0 | 0 | 0 | 0 | 0 | 1 | 0 | 1 | 0 | 0 | 0 | 0 | 0 | 0 | 0 | 0 | 0 | 0 | 2 | | | | | |
| Mírov | M | 0 | 2 | 2 | 1 | 0 | 0 | 0 | 0 | 0 | 0 | 0 | 0 | 0 | 0 | 0 | 0 | 0 | 0 | 0 | 0 | 3 | | | | | | |
| | Ž | 0 | 0 | 0 | 0 | 0 | 0 | 0 | 0 | 0 | 0 | 0 | 0 | 0 | 0 | 0 | 0 | 0 | 0 | 0 | 0 | 0 | | | | | | |
| Nové Sedlo | M | 0 | 8 | 8 | 2 | 0 | 0 | 0 | 0 | 0 | 0 | 0 | 0 | 0 | 0 | 0 | 0 | 0 | 0 | 0 | 0 | 10 | | | | | | |
| | Ž | 0 | 3 | 3 | 3 | 0 | 0 | 0 | 0 | 0 | 0 | 0 | 0 | 0 | 0 | 0 | 0 | 0 | 0 | 0 | 0 | 6 | | | | | | |
| Odolov | M | 0 | 16 | 16 | 12 | 0 | 0 | 0 | 0 | 0 | 0 | 0 | 0 | 0 | 0 | 0 | 0 | 0 | 0 | 0 | 0 | 28 | | | | | | |
| | Ž | 0 | 0 | 0 | 0 | 0 | 0 | 0 | 0 | 0 | 0 | 0 | 0 | 0 | 0 | 0 | 0 | 0 | 0 | 0 | 0 | 0 | | | | | | |
| Olomouc | M | 6 | 5 | 11 | 1 | 0 | 0 | 0 | 0 | 0 | 0 | 0 | 0 | 0 | 0 | 0 | 0 | 0 | 0 | 0 | 0 | 12 | | | | | | |
| | Ž | 0 | 0 | 0 | 0 | 0 | 0 | 0 | 0 | 0 | 0 | 0 | 0 | 0 | 0 | 0 | 0 | 0 | 0 | 0 | 0 | 0 | | | | | | |
| Opava | M | 0 | 0 | 0 | 0 | 0 | 0 | 0 | 0 | 0 | 0 | 0 | 0 | 0 | 0 | 0 | 0 | 0 | 0 | 3 | 0 | 3 | 3 | | | | | |
| | Ž | 0 | 4 | 4 | 4 | 0 | 0 | 0 | 0 | 0 | 0 | 0 | 0 | 0 | 0 | 0 | 0 | 0 | 0 | 0 | 0 | 0 | 8 | | | | | |
| Oráčov | M | 0 | 14 | 14 | 0 | 0 | 0 | 0 | 0 | 0 | 0 | 0 | 0 | 0 | 0 | 0 | 0 | 0 | 0 | 0 | 0 | 14 | | | | | | |
| | Ž | 0 | 0 | 0 | 0 | 0 | 0 | 0 | 0 | 0 | 0 | 0 | 0 | 0 | 0 | 0 | 0 | 0 | 0 | 0 | 0 | 0 | | | | | | |
| Ostrava | M | 5 | 1 | 6 | 1 | 0 | 0 | 0 | 0 | 1 | 0 | 1 | 0 | 0 | 0 | 0 | 0 | 0 | 3 | 0 | 0 | 3 | 11 | | | | | |
| | Ž | 3 | 2 | 5 | 2 | 0 | 0 | 0 | 0 | 0 | 0 | 0 | 0 | 0 | 0 | 0 | 0 | 0 | 0 | 0 | 0 | 0 | 7 | | | | | |
| Ostrov | M | 0 | 38 | 38 | 13 | 0 | 0 | 0 | 0 | 0 | 0 | 0 | 0 | 1 | 1 | 0 | 0 | 0 | 0 | 0 | 0 | 52 | | | | | | |
| | Ž | 0 | 0 | 0 | 0 | 0 | 0 | 0 | 0 | 0 | 0 | 0 | 0 | 0 | 0 | 0 | 0 | 0 | 0 | 0 | 0 | 0 | | | | | | |
| Pardubice | M | 0 | 25 | 25 | 3 | 0 | 0 | 0 | 0 | 0 | 0 | 0 | 0 | 0 | 0 | 0 | 0 | 0 | 0 | 0 | 0 | 28 | | | | | | |
| | Ž | 0 | 0 | 0 | 0 | 0 | 0 | 0 | 0 | 0 | 0 | 0 | 0 | 0 | 0 | 0 | 0 | 0 | 0 | 0 | 0 | 0 | | | | | | |
| Plzeň | M | 4 | 29 | 33 | 6 | 0 | 1 | 1 | 0 | 1 | 0 | 1 | 0 | 0 | 0 | 0 | 0 | 0 | 0 | 0 | 0 | 41 | | | | | | |
| | Ž | 0 | 0 | 0 | 0 | 0 | 0 | 0 | 0 | 0 | 0 | 0 | 0 | 0 | 0 | 0 | 0 | 0 | 0 | 0 | 0 | 0 | | | | | | |
| Praha Pankrác | M | 12 | 19 | 31 | 9 | 0 | 0 | 0 | 1 | 0 | 0 | 0 | 0 | 2 | 2 | 0 | 0 | 0 | 0 | 1 | 0 | 1 | 44 | | | | | |
| | Ž | 0 | 0 | 0 | 0 | 0 | 0 | 0 | 1 | 0 | 0 | 0 | 0 | 0 | 0 | 0 | 0 | 0 | 0 | 0 | 0 | 1 | | | | | | |
| Praha Ruzyně | M | 4 | 8 | 12 | 5 | 0 | 0 | 0 | 0 | 10 | 5 | 15 | 0 | 0 | 0 | 0 | 0 | 0 | 1 | 0 | 0 | 1 | 33 | | | | | |
| | Ž | 0 | 6 | 6 | 5 | 0 | 0 | 0 | 0 | 0 | 1 | 1 | 0 | 0 | 0 | 0 | 0 | 0 | 0 | 0 | 0 | 0 | 12 | | | | | |
| Příbram | M | 0 | 11 | 11 | 2 | 0 | 0 | 0 | 0 | 0 | 0 | 0 | 0 | 0 | 0 | 0 | 0 | 0 | 0 | 0 | 0 | 13 | | | | | | |
| | Ž | 0 | 0 | 0 | 0 | 0 | 0 | 0 | 0 | 0 | 0 | 0 | 0 | 0 | 0 | 0 | 0 | 0 | 0 | 0 | 0 | 0 | | | | | | |
| Rapotice | M | 0 | 29 | 29 | 13 | 0 | 0 | 0 | 0 | 0 | 0 | 0 | 0 | 0 | 0 | 0 | 0 | 0 | 0 | 0 | 0 | 42 | | | | | | |
| | Ž | 0 | 0 | 0 | 0 | 0 | 0 | 0 | 0 | 0 | 0 | 0 | 0 | 0 | 0 | 0 | 0 | 0 | 0 | 0 | 0 | 0 | | | | | | |
| Rýnovice | M | 0 | 7 | 7 | 7 | 0 | 0 | 0 | 0 | 0 | 0 | 0 | 0 | 0 | 0 | 0 | 0 | 0 | 0 | 0 | 0 | 14 | | | | | | |
| | Ž | 0 | 0 | 0 | 0 | 0 | 0 | 0 | 0 | 0 | 0 | 0 | 0 | 0 | 0 | 0 | 0 | 0 | 0 | 0 | 0 | 0 | | | | | | |
| Stráž pod Ralskem | M | 0 | 16 | 16 | 17 | 0 | 1 | 1 | 0 | 0 | 0 | 0 | 0 | 1 | 1 | 0 | 0 | 0 | 0 | 0 | 0 | 35 | | | | | | |
| | Ž | 0 | 0 | 0 | 0 | 0 | 0 | 0 | 0 | 0 | 0 | 0 | 0 | 0 | 0 | 0 | 0 | 0 | 0 | 0 | 0 | 0 | | | | | | |
| Světlá nad Sázavou | M | 0 | 0 | 0 | 0 | 0 | 0 | 0 | 0 | 0 | 0 | 0 | 0 | 0 | 0 | 0 | 0 | 0 | 0 | 0 | 0 | 0 | | | | | | |
| | Ž | 0 | 34 | 34 | 12 | 0 | 0 | 0 | 0 | 0 | 0 | 0 | 0 | 0 | 0 | 0 | 0 | 0 | 0 | 0 | 0 | 46 | | | | | | |
| Teplice | M | 5 | 2 | 7 | 0 | 0 | 0 | 0 | 0 | 0 | 0 | 0 | 0 | 0 | 0 | 0 | 0 | 0 | 1 | 0 | 0 | 8 | | | | | | |
| | Ž | 0 | 0 | 0 | 0 | 0 | 0 | 0 | 1 | 0 | 0 | 0 | 0 | 0 | 0 | 0 | 0 | 0 | 0 | 0 | 0 | 1 | | | | | | |
| Valdice | M | 0 | 9 | 9 | 2 | 0 | 0 | 0 | 1 | 0 | 0 | 0 | 0 | 0 | 0 | 0 | 0 | 0 | 0 | 0 | 0 | 12 | | | | | | |
| | Ž | 0 | 0 | 0 | 0 | 0 | 0 | 0 | 0 | 0 | 0 | 0 | 0 | 0 | 0 | 0 | 0 | 0 | 0 | 0 | 0 | 0 | | | | | | |
| Vinařice | M | 0 | 31 | 31 | 6 | 0 | 1 | 1 | 0 | 0 | 0 | 0 | 0 | 0 | 0 | 0 | 0 | 0 | 0 | 0 | 0 | 38 | | | | | | |
| | Ž | 0 | 0 | 0 | 0 | 0 | 0 | 0 | 0 | 0 | 0 | 0 | 0 | 0 | 0 | 0 | 0 | 0 | 0 | 0 | 0 | 0 | | | | | | |
| Všehrdy | M | 0 | 18 | 18 | 3 | 0 | 1 | 1 | 0 | 0 | 0 | 0 | 0 | 0 | 0 | 0 | 0 | 0 | 0 | 0 | 0 | 22 | | | | | | |
| | Ž | 0 | 0 | 0 | 0 | 0 | 0 | 0 | 0 | 0 | 0 | 0 | 0 | 0 | 0 | 0 | 0 | 0 | 0 | 0 | 0 | 0 | | | | | | |
| Znojmo | M | 0 | 1 | 1 | 1 | 0 | 0 | 0 | 1 | 0 | 0 | 0 | 0 | 0 | 0 | 0 | 0 | 0 | 0 | 0 | 0 | 3 | | | | | | |
| | Ž | 0 | 0 | 0 | 0 | 0 | 0 | 0 | 0 | 0 | 0 | 0 | 0 | 0 | 0 | 0 | 0 | 0 | 0 | 0 | 0 | 0 | | | | | | |
| Úhrnem | M | 52 | 428 | 480 | 165 | 0 | 5 | 5 | 4 | 23 | 8 | 31 | 0 | 4 | 4 | 0 | 0 | 0 | 7 | 11 | 0 | 18 | 707 | | | | | |
| | Ž | 5 | 49 | 54 | 26 | 0 | 0 | 0 | 2 | 1 | 1 | 2 | 0 | 0 | 0 | 0 | 0 | 0 | 0 | 0 | 0 | 0 | 84 | | | | | |
| Celkem | | 57 | 477 | 534 | 191 | 0 | 5 | 5 | 6 | 24 | 9 | 33 | 0 | 4 | 4 | 0 | 0 | 0 | 7 | 11 | 0 | 18 | 791 | | | | | |

amnestie = amnestie 2013, podmíněná amnestie 2013, amnestie a předání do ústavu, podmíněná amnestie a předání do ústavu

PP na svobodu - podmíněné propuštění = bez a s podmínkou, PP/PPD a předán do ústavu

propuštění = propuštění, přerušení VT soudem, upuštění od VT, trest zrušen, propuštění od soudu, propuštění do domácího vězení, zproštěn obžaloby

předání do ciziny = předání CP k vydání, vyhoštění, předání, předání k VT do ciziny, vrácení k VT do ciziny

VTOS - výkon trestu odnětí svobody

IX. Počet schválených návrhů na podmíněné propuštění za:

srpen 2024

| Typ věznice | Pohlaví | B e z d o h l e d u | | | S d o h l e d e m | | |
|-----------------|---------|---------------------|-----------|-----------|-------------------|------------|------------|
| | | Návrhy | | Celkem | Návrhy | | Celkem |
| | | Ředitele | Ostatní* | | Ředitele | Ostatní* | |
| Nízký | M | 1 | 14 | 15 | 0 | 13 | 13 |
| | Ž | 0 | 0 | 0 | 0 | 5 | 5 |
| Střední | M | 0 | 33 | 33 | 0 | 47 | 47 |
| | Ž | 0 | 3 | 3 | 0 | 9 | 9 |
| Vysoký | M | 1 | 25 | 26 | 1 | 30 | 31 |
| | Ž | 0 | 0 | 0 | 0 | 9 | 9 |
| Zvýšená ostraha | M | 0 | 0 | 0 | 0 | 0 | 0 |
| | Ž | 0 | 0 | 0 | 0 | 0 | 0 |
| ML | M | 0 | 0 | 0 | 0 | 0 | 0 |
| | Ž | 0 | 0 | 0 | 0 | 0 | 0 |
| Úhrnem | M | 2 | 72 | 74 | 1 | 90 | 91 |
| | Ž | 0 | 3 | 3 | 0 | 23 | 23 |
| Celkem | | 2 | 75 | 77 | 1 | 113 | 114 |

Počty obsahují i pravomocně schválené návrhy o podmíněné propuštění (s/bez dohledu) osob, které byly podmíněně propuštěné a převedené do dalšího omezení osobní svobody.

*Ostatní zahrnuje: žádost vězně, návrh státního zástupce, návrh zájmového sdružení občanů, připojení ředitele k žádosti vězně, žádost vězně s kladným stanoviskem ředitele.

X. Počet převodů mezi omezeními osobní svobody za:

srpen 2024

| Druh převodu | Muži | Ženy | Celkem |
|--------------------------|------------|-----------|------------|
| Převod z VV do VTOS | 175 | 9 | 184 |
| Převod z VTOS do VV | 2 | 1 | 3 |
| Převod z VV do detence | 0 | 0 | 0 |
| Převod z VTOS do detence | 0 | 0 | 0 |
| Převod z detence do VV | 0 | 0 | 0 |
| Převod z detence do VTOS | 0 | 0 | 0 |
| Celkem | 177 | 10 | 187 |

VV - výkon vazby

VTOS - výkon trestu odnětí svobody

XI. Počet schválených návrhů na přerušení trestu za:

srpen 2024

| Organizační jednotky | Ředitelem | | | | | | Zdravotní důvody | |
|----------------------|------------|----------|-----------|----------|-----------|----------|------------------|----------|
| | § 56/1 | | § 56/2 | | § 56/3 | | § 325/1 | |
| | muž | žena | muž | žena | muž | žena | muž | žena |
| Bělušice | 1 | 0 | 0 | 0 | 0 | 0 | 0 | 0 |
| Brno | 24 | 0 | 1 | 0 | 0 | 0 | 0 | 0 |
| Břeclav | 1 | 0 | 0 | 0 | 1 | 0 | 0 | 0 |
| České Budějovice | 0 | 0 | 0 | 0 | 0 | 0 | 0 | 0 |
| Heřmanice | 6 | 0 | 2 | 0 | 1 | 0 | 0 | 0 |
| Horní Slavkov | 1 | 0 | 0 | 0 | 0 | 0 | 0 | 0 |
| Hradec Králové | 2 | 0 | 1 | 0 | 0 | 0 | 0 | 0 |
| Jiřice | 14 | 0 | 2 | 0 | 5 | 0 | 0 | 0 |
| Karviná | 0 | 0 | 0 | 0 | 0 | 0 | 0 | 0 |
| Kuřim | 0 | 0 | 0 | 0 | 2 | 0 | 0 | 0 |
| Kynšperk nad Ohří | 8 | 0 | 0 | 0 | 0 | 0 | 0 | 0 |
| Liberec | 2 | 0 | 0 | 0 | 3 | 0 | 1 | 0 |
| Litoměřice | 1 | 0 | 0 | 0 | 0 | 0 | 0 | 0 |
| Mírov | 4 | 0 | 0 | 0 | 0 | 0 | 0 | 0 |
| Nové Sedlo | 0 | 0 | 0 | 1 | 0 | 1 | 0 | 0 |
| Odolov | 2 | 0 | 0 | 0 | 0 | 0 | 0 | 0 |
| Olomouc | 4 | 0 | 0 | 0 | 0 | 0 | 0 | 0 |
| Opava | 0 | 1 | 0 | 0 | 0 | 0 | 0 | 0 |
| Oráčov | 9 | 0 | 0 | 0 | 0 | 0 | 0 | 0 |
| Ostrava | 0 | 0 | 0 | 0 | 0 | 1 | 0 | 0 |
| Ostrov | 0 | 0 | 2 | 0 | 0 | 0 | 0 | 0 |
| Pardubice | 10 | 0 | 1 | 0 | 0 | 0 | 0 | 0 |
| Plzeň | 4 | 0 | 1 | 0 | 0 | 0 | 0 | 0 |
| Praha Pankrác | 1 | 0 | 1 | 0 | 1 | 0 | 1 | 1 |
| Praha Ruzyně | 1 | 3 | 0 | 0 | 0 | 0 | 0 | 0 |
| Příbram | 2 | 0 | 0 | 0 | 0 | 0 | 0 | 0 |
| Rapotice | 1 | 0 | 0 | 0 | 0 | 0 | 0 | 0 |
| Rýnovice | 5 | 0 | 1 | 0 | 5 | 0 | 0 | 0 |
| Stráž pod Ralskem | 4 | 0 | 2 | 0 | 0 | 0 | 0 | 0 |
| Světlá nad Sázavou | 0 | 3 | 0 | 0 | 0 | 0 | 0 | 0 |
| Teplice | 2 | 0 | 0 | 0 | 0 | 0 | 0 | 1 |
| Valdice | 0 | 0 | 0 | 0 | 0 | 0 | 1 | 0 |
| Vinařice | 0 | 0 | 0 | 0 | 0 | 0 | 0 | 0 |
| Všehrdy | 0 | 0 | 1 | 0 | 0 | 0 | 0 | 0 |
| Znojmo | 0 | 0 | 0 | 0 | 2 | 0 | 1 | 0 |
| Úhrnem | 109 | 7 | 15 | 1 | 20 | 2 | 4 | 2 |
| Celkem | 116 | | 16 | | 22 | | 6 | |

XII. Počet eskortovaných osob (pohyby vězňů) za:

srpen 2024

| Vysílací organizační jednotky | Typ eskorty | | | Propustka na pracoviště |
|-------------------------------|-------------|--------------|--------------|-------------------------|
| | Přímá | Dálková | Na propustku | |
| Bělušice | 2 | 37 | 349 | 1 313 |
| Brno | 1 | 202 | 166 | 0 |
| Břeclav | 0 | 44 | 115 | 152 |
| České Budějovice | 5 | 92 | 109 | 0 |
| Heřmanice | 0 | 26 | 217 | 1 314 |
| Horní Slavkov | 2 | 86 | 272 | 529 |
| Hradec Králové | 0 | 108 | 154 | 0 |
| Jiřice | 2 | 44 | 94 | 2 438 |
| Karviná | 1 | 12 | 19 | 0 |
| Kuřim | 1 | 27 | 222 | 377 |
| Kynšperk nad Ohří | 2 | 107 | 97 | 1 336 |
| Liberec | 4 | 73 | 132 | 582 |
| Litoměřice | 0 | 198 | 165 | 0 |
| Mírov | 0 | 15 | 19 | 0 |
| Nové Sedlo | 9 | 42 | 223 | 1 951 |
| Odolov | 0 | 22 | 32 | 1 964 |
| Olomouc | 1 | 133 | 171 | 0 |
| Opava | 0 | 14 | 263 | 82 |
| Oráčov | 2 | 69 | 71 | 290 |
| Ostrava | 3 | 202 | 301 | 261 |
| Ostrov | 3 | 125 | 1 177 | 0 |
| Pardubice | 5 | 35 | 91 | 1 204 |
| Plzeň | 2 | 127 | 288 | 777 |
| Praha Pankrác | 1 | 308 | 489 | 0 |
| Praha Ruzyně | 12 | 175 | 660 | 0 |
| Příbram | 2 | 66 | 66 | 1 363 |
| Rapotice | 0 | 52 | 516 | 1 299 |
| Rýnovice | 3 | 21 | 93 | 1 372 |
| Stráž pod Ralskem | 2 | 32 | 142 | 3 869 |
| Světlá nad Sázavou | 4 | 69 | 73 | 3 305 |
| Teplice | 0 | 103 | 174 | 0 |
| Valdice | 1 | 36 | 38 | 20 |
| Vinařice | 12 | 65 | 92 | 1 708 |
| Všehrady | 2 | 43 | 195 | 1 159 |
| Znojmo | 2 | 17 | 34 | 879 |
| Celkem | 86 | 2 827 | 7 319 | 29 544 |




































XIII. Stavy cizích státních příslušníků k:

31.08.2024

| Organizační jednotky | OBVINĚNÍ | | | | | | | ODSOUZENÍ | | | | | | | | | | | | | | CHOVANCÍ | | Vězni celkem | Rozdíl k 31.07. | | |
|--------------------------------|----------|----|-----------|---|--------|----|-----------------|---------------|---|-----------------|----|----------------|----|--------------------|----|-----------------|---|-----------|---|--------|----|------------------|--------------------|--------------|-----------------|----|---|
| | Dospělí | | Mladiství | | Úhrnem | | Celkem obvinění | Ostraha nízký | | Ostraha střední | | Ostraha vysoký | | Ostraha neumístěno | | Zvýšená ostraha | | Mladiství | | Úhrnem | | Celkem odsouzení | v detenčním ústavu | | | | |
| | M | Ž | M | Ž | M | Ž | | M | Ž | M | Ž | M | Ž | M | Ž | M | Ž | M | Ž | M | Ž | | M | Ž | | | |
| Bělušice | | | | | 0 | 0 | 0 | | | 6 | | 60 | | | | | | | | | 66 | 0 | 66 | | 66 | -1 | |
| Brno | 29 | 1 | | | 29 | 1 | 30 | 3 | | 1 | | 7 | | | | 2 | | | | | 13 | 0 | 13 | | 43 | -1 | |
| Brno - nemoc./detence | 4 | | | | 4 | 0 | 4 | 2 | | | | 1 | | | 1 | | | | | | 4 | 0 | 4 | 2 | 0 | 10 | 5 |
| Břeclav | 2 | | | | 2 | 0 | 2 | 6 | | 3 | | 4 | | 1 | | | | | | | 14 | 0 | 14 | | 16 | -2 | |
| České Budějovice | 9 | | | | 9 | 0 | 9 | | | 1 | | | | | | | | | | | 1 | 0 | 1 | | 10 | -4 | |
| Heřmanice | | | | | 0 | 0 | 0 | | | 1 | | 22 | | | | | | | | | 23 | 0 | 23 | | 23 | -3 | |
| Horní Slavkov | | | | | 0 | 0 | 0 | | | 1 | | 48 | | | 1 | | | | | | 50 | 0 | 50 | | 50 | 3 | |
| Hradec Králové | 28 | | | | 28 | 0 | 28 | 3 | | 1 | | | | 2 | | | | | | | 6 | 0 | 6 | | 34 | 3 | |
| Jiřice | | | | | 0 | 0 | 0 | 1 | | 14 | | 28 | | | | | | | | | 43 | 0 | 43 | | 43 | -1 | |
| Karviná | | | | | 0 | 0 | 0 | | | | | | | | 4 | | | | | | 4 | 0 | 4 | | 4 | 0 | |
| Kuřim | | | | | 0 | 0 | 0 | | | 14 | | 17 | | | | | | | | | 31 | 0 | 31 | | 31 | 2 | |
| Kynšperk nad Ohří | | | | | 0 | 0 | 0 | | | 17 | | 48 | | | | | | | | | 65 | 0 | 65 | | 65 | 3 | |
| Liberec | 17 | | 1 | | 18 | 0 | 18 | | | 1 | | 2 | | 1 | | | | | | | 4 | 0 | 4 | | 22 | -5 | |
| Litoměřice | 13 | | 1 | | 14 | 0 | 14 | | | 3 | | 1 | | | | | | | | | 4 | 0 | 4 | | 18 | -6 | |
| Mírov | | | | | 0 | 0 | 0 | | | 1 | | 8 | | | 42 | | | | | | 51 | 0 | 51 | | 51 | 4 | |
| Nové Sedlo | | | | | 0 | 0 | 0 | | | 13 | 2 | 17 | 2 | | | | | | | | 30 | 4 | 34 | | 34 | 4 | |
| Odolov | | | | | 0 | 0 | 0 | 22 | | 7 | | | | | | | | | | | 29 | 0 | 29 | | 29 | 3 | |
| Olomouc | 16 | | | | 16 | 0 | 16 | 1 | | 1 | | 2 | | | | | | | | | 2 | 2 | 4 | | 20 | -3 | |
| Opava | | | | | 0 | 0 | 0 | | 2 | | 1 | | 6 | | | 1 | | | | | 0 | 10 | 10 | 2 | 0 | 12 | 0 |
| Oráčov | | | | | 0 | 0 | 0 | | | | | 43 | | | | | | | | | 43 | 0 | 43 | | 43 | 2 | |
| Ostrava | 23 | 1 | | | 23 | 1 | 24 | | 1 | 3 | 2 | 4 | | | | | | | | | 7 | 3 | 10 | | 34 | 7 | |
| Ostrov | 6 | | | | 6 | 0 | 6 | | | 31 | | 42 | | | | | | | | | 73 | 0 | 73 | | 79 | -1 | |
| Pardubice | | | | | 0 | 0 | 0 | | | 9 | | 22 | | | | | 1 | | | | 32 | 0 | 32 | | 32 | -5 | |
| Plzeň | 25 | 2 | 1 | | 26 | 2 | 28 | 1 | | 15 | | 72 | | 1 | | 1 | | | | | 90 | 0 | 90 | | 118 | -8 | |
| Praha Pankrác | 170 | 7 | | | 170 | 7 | 177 | | | 11 | | 40 | 1 | 5 | | 1 | | | | | 57 | 1 | 58 | | 235 | 6 | |
| Praha Pankrác - nemoc./detence | 1 | | | | 1 | 0 | 1 | 1 | | | | | 1 | | | | | | | | 1 | 1 | 2 | | 3 | 2 | |
| Praha Ruzyně | 69 | 6 | | | 69 | 6 | 75 | 1 | 2 | 10 | 4 | 4 | 1 | 1 | | | | | | | 16 | 7 | 23 | | 98 | 1 | |
| Příbram | | | | | 0 | 0 | 0 | 2 | | 8 | | 28 | | | | | | | | | 38 | 0 | 38 | | 38 | 2 | |
| Rapotice | | | | | 0 | 0 | 0 | | | 29 | | 19 | | | | | | | | | 48 | 0 | 48 | | 48 | 0 | |
| Rýnovice | | | | | 0 | 0 | 0 | | | 5 | | 21 | | | | | | | | | 26 | 0 | 26 | | 26 | -1 | |
| Stráž pod Ralskem | | | | | 0 | 0 | 0 | | | 8 | | 24 | | | | | | | | | 32 | 0 | 32 | | 32 | -1 | |
| Světlá nad Sázavou | | | | | 0 | 0 | 0 | | 1 | | 13 | | 28 | | | 1 | | | | | 0 | 43 | 43 | | 43 | -2 | |
| Teplice | 4 | | | | 4 | 0 | 4 | | | | 1 | | | | | | | | | | 0 | 1 | 1 | | 5 | -4 | |
| Valdice | | | | | 0 | 0 | 0 | | | | | 20 | | | | 64 | | | | | 84 | 0 | 84 | | 84 | 1 | |
| Vinařice | | | | | 0 | 0 | 0 | | | 9 | | 70 | | | | | | | | | 79 | 0 | 79 | | 79 | 1 | |
| Všehrady | | | | | 0 | 0 | 0 | 10 | | 5 | | 9 | | | | | 2 | | | | 26 | 0 | 26 | | 26 | -2 | |
| Znojmo | 2 | | | | 2 | 0 | 2 | | | | | 3 | | | | | | | | | 3 | 0 | 3 | | 5 | 2 | |
| Úhrnem | 418 | 17 | 3 | 0 | 421 | 17 | 438 | 53 | 6 | 228 | 23 | 684 | 41 | 11 | 0 | 116 | 2 | 3 | 0 | 1 095 | 72 | 1 167 | 4 | 0 | 1 609 | | |
| Celkem | 435 | | 3 | | 438 | | 438 | 59 | | 251 | | 725 | | 11 | | 118 | | 3 | | 1 167 | | 1 167 | 4 | | 1 609 | 1 | |

XIV. Stavy vězňených cizinců podle státní příslušnosti k:

31.08.2024

| Státní příslušnost | | Obvinění | | | Odsouzení | | | Trest vyhoštění | Chovanci | Celkem |
|-----------------------|--|------------|-----------|------------|--------------|-----------|--------------|-----------------|----------|--------------|
| | | muž | žena | úhrnem | muž | žena | úhrnem | | | |
| Belgie |  Sch. | 0 | 0 | 0 | 0 | 0 | 0 | 0 | 0 | 0 |
| Bulharsko |  Sch. | 4 | 0 | 4 | 26 | 0 | 26 | 6 | 0 | 30 |
| Dánsko |  Sch. | 0 | 0 | 0 | 0 | 0 | 0 | 0 | 0 | 0 |
| Estonsko |  Sch. | 0 | 0 | 0 | 0 | 0 | 0 | 0 | 0 | 0 |
| Finsko |  Sch. | 0 | 0 | 0 | 0 | 0 | 0 | 0 | 0 | 0 |
| Francie |  Sch. | 3 | 0 | 3 | 2 | 0 | 2 | 1 | 0 | 5 |
| Chorvatsko |  Sch. | 0 | 0 | 0 | 4 | 3 | 7 | 6 | 0 | 7 |
| Irsko |  Sch. | 0 | 0 | 0 | 1 | 0 | 1 | 0 | 0 | 1 |
| Itálie |  Sch. | 2 | 0 | 2 | 1 | 1 | 2 | 1 | 0 | 4 |
| Island |  Sch. | 0 | 0 | 0 | 0 | 0 | 0 | 0 | 0 | 0 |
| Kypr |  Sch. | 0 | 0 | 0 | 0 | 0 | 0 | 0 | 0 | 0 |
| Litva |  Sch. | 5 | 0 | 5 | 10 | 0 | 10 | 9 | 0 | 15 |
| Lotyšsko |  Sch. | 0 | 0 | 0 | 5 | 0 | 5 | 3 | 0 | 5 |
| Lucembursko |  Sch. | 0 | 0 | 0 | 0 | 0 | 0 | 0 | 0 | 0 |
| Maďarsko |  Sch. | 6 | 0 | 6 | 6 | 0 | 6 | 3 | 0 | 12 |
| Malta |  Sch. | 0 | 0 | 0 | 0 | 0 | 0 | 0 | 0 | 0 |
| Nizozemsko |  Sch. | 2 | 0 | 2 | 2 | 0 | 2 | 1 | 0 | 4 |
| Norsko |  Sch. | 0 | 0 | 0 | 0 | 0 | 0 | 0 | 0 | 0 |
| Polsko |  Sch. | 39 | 0 | 39 | 60 | 3 | 63 | 25 | 0 | 102 |
| Portugalsko |  Sch. | 0 | 0 | 0 | 0 | 0 | 0 | 0 | 0 | 0 |
| Rakousko |  Sch. | 1 | 0 | 1 | 1 | 1 | 2 | 1 | 0 | 3 |
| Rumunsko |  Sch. | 22 | 2 | 24 | 52 | 0 | 52 | 36 | 0 | 76 |
| Řecko |  Sch. | 0 | 0 | 0 | 2 | 0 | 2 | 0 | 0 | 2 |
| Slovensko |  Sch. | 63 | 1 | 64 | 370 | 35 | 405 | 66 | 3 | 472 |
| Slovinsko |  Sch. | 0 | 0 | 0 | 0 | 0 | 0 | 0 | 0 | 0 |
| Spolková rep. Německo |  Sch. | 3 | 0 | 3 | 6 | 0 | 6 | 2 | 0 | 9 |
| Španělsko |  Sch. | 0 | 0 | 0 | 0 | 0 | 0 | 0 | 0 | 0 |
| Švédsko |  Sch. | 0 | 0 | 0 | 0 | 1 | 1 | 1 | 0 | 1 |
| Švýcarsko |  Sch. | 0 | 0 | 0 | 0 | 0 | 0 | 0 | 0 | 0 |
| Velká Británie |  Sch. | 1 | 0 | 1 | 0 | 0 | 0 | 0 | 0 | 1 |
| Rusko |  Sch. | 7 | 0 | 7 | 19 | 2 | 21 | 10 | 0 | 28 |
| Ukrajina |  Sch. | 112 | 4 | 116 | 228 | 12 | 240 | 93 | 0 | 356 |
| Vietnam |  Sch. | 24 | 4 | 28 | 79 | 7 | 86 | 35 | 0 | 114 |
| Ostatní |  Sch. | 127 | 6 | 133 | 221 | 7 | 228 | 148 | 1 | 362 |
| Celkem |  Sch. | 421 | 17 | 438 | 1 095 | 72 | 1 167 | 447 | 4 | 1 609 |



Státy Evropské unie
Státy Schengenské smlouvy

XV. Celkový počet nenastoupených trestů do:

31.08.2024

| Organizační jednotky | Počet dokumentů NVT | Počet osob |
|----------------------|---------------------|------------|
| Bělušice | | |
| Brno | 412 | 347 |
| Břeclav | | |
| České Budějovice | 175 | 140 |
| Heřmanice | | |
| Horní Slavkov | | |
| Hradec Králové | 268 | 239 |
| Jiřice | | |
| Karviná | | |
| Kuřim | | |
| Kynšperk nad Ohří | | |
| Liberec | 160 | 135 |
| Litoměřice | 314 | 373 |
| Mírov | | |
| Nové Sedlo | | |
| Odolov | | |
| Olomouc | 183 | 162 |
| Opava | | |
| Oráčov | 1 | 1 |
| Ostrava | 356 | 291 |
| Ostrov | 112 | 96 |
| Pardubice | 1 | 1 |
| Plzeň | 177 | 158 |
| Praha Pankrác | 444 | 406 |
| Praha Ruzyně | 326 | 281 |
| Příbram | | |
| Rapotice | | |
| Rýnovice | | |
| Stráž pod Ralskem | | |
| Světlá nad Sázavou | 1 | 1 |
| Teplice | 115 | 92 |
| Valdice | | |
| Vinařice | | |
| Všehrady | | |
| Znojmo | 1 | 1 |
| Celkem | | |

NVT - nařízení výkonu trestu